

Pipeline Safety and Emergency Information

for your family, neighborhood and
community

NEXUS Gas Transmission (NEXUS) is a
natural gas pipeline system in your area
that is operated by Enbridge.

If you own a business with outside
visitors, please include pipelines in your
emergency response plans.

Please review and share this important
safety information.



NEXUS 24-hour emergency number
1-855-329-1781

**Important
information
inside**





RISK: Ignoring the critical safety information below could create additional hazards for the public, responders and the environment.

Recognizing a pipeline leak

In the unlikely event of a pipeline leak, one or any combination of the items listed below can typically help you recognize a leak. The following signs may indicate a potential pipeline emergency and should be reported immediately.



See

- Dirt being blown or appearing to be thrown into the air
- Flames, if gas is ignited
- A white vapor stream or mist-like cloud
- Unexpected frost buildup on the ground
- Dead or dying vegetation in an otherwise green area
- Continuous bubbling in wet areas or at a pond, creek or river



Hear

- An unusual roaring, blowing, hissing or loud whistling sound



Smell

- Odorized pipelines: An unusual sulfur or rotten egg odor
- Unodorized pipelines: A slight smell similar to diesel fuel or oil

Potential hazards in the unlikely event of a natural gas pipeline leak or rupture

- Dizziness or suffocation: Possible in confined or poorly ventilated areas.
- Fire or burns: Leaking gas can ignite if a spark is present.
- Explosion: If natural gas mixes with air in the right proportion, it can cause an explosion.
- Flying debris: Escaping gas can propel objects, causing injury.

In the unlikely event of an emergency

DO NOT touch any liquid or vapor that may have come from the pipeline.

DO NOT drive into the area.

DO NOT remain in a building if the smell is stronger inside than outside.

DO NOT use or switch on/off any of the following until you're in a safe place:

- cell phones
- light switches
- car remotes (key fobs)
- flashlights

DO NOT light a match. Avoid open flames.

DO NOT attempt to extinguish a natural gas fire.

DO NOT open or close any pipeline valves.

What happens next?

Public safety will be the top priority as NEXUS, contractors and local emergency responders work together to evaluate and respond to a pipeline leak. Local public safety officials will determine whether residents should evacuate or shelter in place.

Steps for a safe response

If you're in danger, damage a pipeline (including its coating), or see or suspect a leak – no matter how minor – take these steps:

- 1** Leave any equipment behind and move upwind of the product release (in the opposite direction the wind is blowing).
- 2** Warn others to stay away.
- 3** **Call 911.**
- 4** Call the toll-free, 24-hour NEXUS emergency number for your area: **1-855-329-1781.**
- 5** Follow instructions given to you by local emergency responders and NEXUS.



RISK: If you see someone digging or disturbing the soil and there are no flags or marks on the ground, please call NEXUS's 24-hour emergency number. Failure to dig safely can endanger yourself, emergency responders and your community. Safe digging practices can save your life.

When planning a digging project, one should not rely on word-of-mouth, maps, memory or pipeline markers. Please make excavators and contractors aware that they need to make a locate request by following the steps listed below.

One-Call requirements



Visit [clickbeforeyoudig.com](https://www.clickbeforeyoudig.com) or call **811** at least two to three business days (depending on state law) before digging.



When making a locate request, provide project details like location, type of work and start date.



The One-Call center notifies utility and pipeline companies (e.g., Enbridge) on your behalf.



Pipeline and utility locators mark underground lines within a few days to help you dig safely.

Frequently asked questions

Are [clickbeforeyoudig.com](https://www.clickbeforeyoudig.com) and 811 only for digging?

811 and [clickbeforeyoudig.com](https://www.clickbeforeyoudig.com) are used for all earth-moving activities including (but not limited to) drain tiling, grading, site excavation, fence building and road construction.

If there are no markers where I will be digging, do I still need to use [clickbeforeyoudig.com](https://www.clickbeforeyoudig.com) or call 811?

Yes, always place a locate request. Markers, including those for pipelines, are meant to provide an approximate location and may not always be present.

I'm not digging that deep. Why bother calling 811 or using [clickbeforeyoudig.com](https://www.clickbeforeyoudig.com)?

The depth of pipelines and other utilities can change over time due to erosion, shifting soils or other factors.

If the land has been in my family for generations and I know where everything is, do I need to make a locate request?

Yes, always place a locate request. Making assumptions about the location of pipelines and other utilities is risky and could result in serious safety issues.

APWA (American Public Works Association) Uniform Color Code

- White – pre-marked site of intended excavation
- Red – electric
- Orange – communications, telephone/CATV
- Blue – potable water
- Green – sewer/drainage
- Yellow – gas/petroleum pipeline
- Purple – reclaimed water
- Pink – temporary survey marker

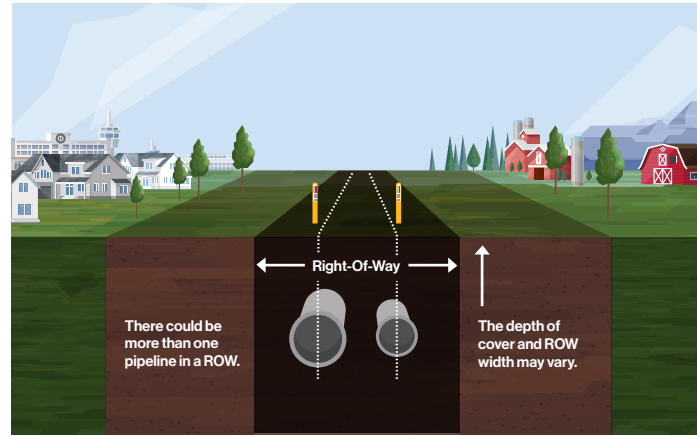
What is the pipeline right-of-way (ROW)?

The ROW is a clear, narrow area where pipelines run, allowing Enbridge personnel to inspect, maintain, test and respond to emergencies. Heavy vehicle and equipment use is not allowed, as it can damage the pipeline.

Key points about the ROW and markers:

- Markers display the pipeline operator's name, product transported and an emergency number.
- It is against federal law to remove, relocate or damage markers.
- The ROW must stay clear for inspections, maintenance and emergencies. Any structures, equipment or stockpiles need written approval.
- Pipelines are monitored by air and ground – obstructions hinder safety checks.
- Markers indicate approximate pipeline location but are not an alternative to submitting a locate request.
- Fences, roads, driveways, shrubs and trees are not allowed on the ROW unless you have written approval.
- Designate a location outside the ROW as your muster point when creating emergency plans.
- Report any exposed Enbridge pipeline to our 24-hour emergency number.

You can find out where pipelines are in your area by going to the National Pipeline Mapping System website at npms.phmsa.dot.gov or by contacting one of our representatives at **1-888-293-7867**.



Pipeline markers



Marker appearance may vary in your area.

Working near or crossing a pipeline ROW

If your activities will cross an Enbridge pipeline or encroach within the pipeline ROW, you must contact Enbridge for an assessment and written consent.

Examples of crossing or encroaching include:

- Building or installing new structures near the pipeline ROW
- Maintaining existing facilities
- Operation or movement of vehicles or equipment outside of the traveled portion of a highway or public roads
- Blasting, explosives, quarrying and seismic activity within 985 ft from the pipeline ROW
- Installing drainage tile
- Any construction, excavation or development near the pipeline ROW
- Crossing or paralleling the pipeline with overhead power lines

All metallic foreign lines need to be assessed for potential impact on our corrosion control.



Non-emergency crossings:

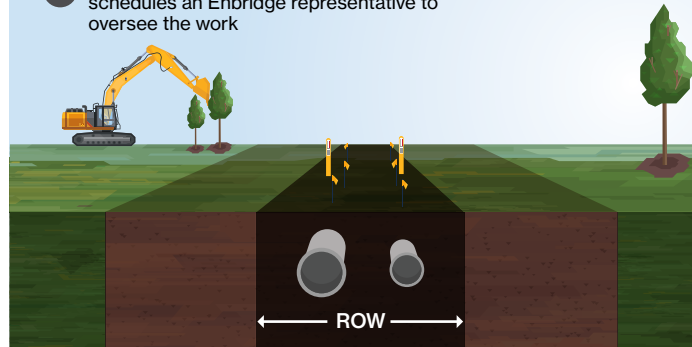
If you are planning to work on or near the ROW and need information about our safety guidelines and requirements, or have questions related to ROW crossings, please visit enbridge.com/crossings or email crossingsus@enbridge.com.

Crossing the pipeline ROW during an emergency:

If crossing the ROW (i.e., with heavy equipment or bridging, etc.) is required during an emergency, you must call Enbridge's emergency number, as our field staff need to be informed.

Crossings and encroachments application process

-  Applicant downloads application via enbridge.com/crossings and submits it to crossingsus@enbridge.com
-  Enbridge Crossings does an internal review of the application
-  Applicant receives the notification from Enbridge and signs the consent
-  After signing the consent, applicant visits clickbeforeyoudig.com or calls the local One-Call center to have the Enbridge line(s) located
-  After lines are located and marked, applicant schedules an Enbridge representative to oversee the work



Our safety measures

Safety is our top priority. Every year, our team invests hundreds of thousands of hours to keep our systems operating smoothly and safely.

We continually enhance safety through measures like:

- 

Inspection and preventative maintenance
- 

24/7 pipeline monitoring
- 

Emergency response training and drills
- 

Pressure testing on all pipelines
- 

Aerial and ground patrols of the ROW
- 

Automatic shut-off and remote-control valves
- 

High-quality materials and protective coatings
- 

Enhanced safety measures for water crossings and sensitive areas

Our commitment to safety includes specialized measures for pipelines in highly populated and environmentally sensitive areas.

For more on our safety efforts, visit enbridge.com/safety.



While most Enbridge pipelines are buried underground, our system also includes additional facilities such as compressor stations, metering stations and natural gas storage. It's important that you know what to expect as part of the normal operations at these facilities.

Facility and purpose	Normal operations
<p>Compressor stations move natural gas through the pipeline at a consistent pressure.</p>	<p>Safety features detect problems and automatically shut down equipment. During normal operations, no significant odors should be detected.</p>
<p>Metering stations measure and valve sites control the flow of products through the pipeline.</p>	<p>During normal operations, no significant odors should be detected.</p>
<p>Natural gas storage helps balance supply and demand for natural gas. During periods when the need for natural gas is not as high, natural gas supplies are stored. When consumer demand increases, the supplies are put back into the interstate pipeline network for delivery.</p>	<p>Each facility has built-in safety features that detect problems and automatically shut down equipment. During normal operations, no significant odors should be detected.</p>

About Nexus

Nexus Gas Transmission (NEXUS) is an approximately 256-mile, 36-inch interstate natural gas transmission pipeline designed to transport up to 1.5 billion cubic feet per day (Bcf/d) of cleaner burning natural gas from receipt points in eastern Ohio to existing pipeline system interconnects in southeastern Michigan. The full path of NEXUS allows for the delivery of natural gas supplies directly to consumers in northern Ohio; southeastern Michigan; and the Dawn Hub in Ontario, Canada.

By expanding access to natural gas in these markets, NEXUS provides consumers across the region with affordable, cleaner-burning and domestically-abundant natural gas to help meet the growing demand for cleaner power generation, industrial and commercial use, and home heating.

Awareness today means safer tomorrows

Tomorrow is more than just the energy we transport. It's our commitment to strengthening community and protecting the environment – ensuring the places we live and work are safe and vibrant.



Tomorrow is on

Please scan the QR code to learn more about Enbridge and the energy transition.

Pipeline purpose and reliability

The U.S. Department of Transportation recognizes pipelines as the safest way to transport energy resources like crude oil, natural gas and other petroleum products.

Enbridge is committed to operating our pipelines safely and reliably. Each year, we invest in advanced technology and training to uphold the high environmental and safety standards our communities expect.

Keeping pipelines safe

Enbridge's Integrity Management Program works to keep pipelines safe by using a step-by-step process. This includes collecting data, checking for risks, doing inspections, and taking steps to prevent or mitigate problems.

The U.S. Department of Transportation has increased regulations for pipelines in High Consequence Areas and Moderate Consequence Areas. This refers to areas that are highly populated or are of greater impact.

These regulations focus on safety in crowded places and areas where evacuating people may be difficult.

Damage Prevention Program

Enbridge maintains a Damage Prevention Program in accordance with state and federal guidelines. The purpose of this program is to prevent damage to our pipeline facilities from excavation activities.

To learn more about our Damage Prevention Program, visit enbridge.com/damageprevention.

Security

At Enbridge, the safety of our people, assets and communities is a priority. With reports of increased criminal activity, we acknowledge that no one is immune. We value our communities' vigilance in maintaining security and commit to supporting timely action and reporting. Please report any suspicious activity near our infrastructure to local law enforcement immediately.



This brochure covers all NEXUS owned and/or operated assets including Generation Pipeline, LLC.

What's inside:

Critical safety information	2	Crossing or traversing the ROW	5
Safe digging guidelines	3	Above ground facilities information	6
Pipeline right-of-way (ROW)	4	About Nexus	7



PO Box 3151
Wichita, KS 67201

Presort Std
U.S. Postage
PAID
Wichita, Ks
Permit No. 504



If you notice any suspicious activity or an abnormal odor, call 911 and NEXUS's 24-hour emergency number.

1-855-329-1781

If you have a non-emergency question regarding our:

- Damage Prevention Program
- Integrity Management Program
- Operations in your area

please call our Public Awareness team at **1-888-293-7867**.



Land and ROW hotline

1-888-217-9110



uspublicawareness@enbridge.com



nexusgastransmission.com



facebook.com/enbridge

Alternative language

If you would like to receive this information in a language other than English, please email us.



Survey

Your feedback matters. Scan the QR code or visit enbridge.com/surveys to take a short survey.

**Click
Before
YouDig.com**

