

# Pipeline Safety and Emergency Information

for safe excavation and farming activities



NEXUS Gas Transmission (NEXUS) is a natural gas pipeline system in your area that is operated by Enbridge. You have received this brochure because your company, farm or ranch is located – or may operate – near an area where the NEXUS pipeline and/or associated facilities exist. Please read and share the important safety information with anyone who conducts or makes decisions about ground disturbance activities like excavation, farming, tilling, plowing, construction, development, utility installation, oil and gas production, logging, railroad maintenance and anchoring or dredging operations.

**Emergency number: 1-855-329-1781**

## **Contents:**

Safe digging information	3
How to determine where our pipelines are located	4
Facilities information	5
Crossing or traversing the right-of-way (ROW)	6
Information on pipeline safety, including how to identify a leak and respond in the event of an emergency	7
How to contact us in an emergency	8

After reading this brochure, please scan the QR code with your smart device or visit [enbridge.com/surveys](https://enbridge.com/surveys) to complete an online survey for a chance to win \$500.



# About NEXUS

---



## Awareness today means safer tomorrows

---

Tomorrow is more than just the energy we transport. It's the energy we put in. It's the time we spend volunteering. It's our commitment to sustainability and the environment. It's the investments we make in our community to ensure the places we live and work are safe and vibrant. It's because we see the potential in people and care about the world around us. Tomorrow is on, and we're committed to making it better.



Please scan the QR code to learn more about **Tomorrow is on:** Enbridge and the energy transition.

### Pipeline purpose and reliability

The United States has the largest pipeline network in the world. Data collected by the U.S. Department of Transportation reports pipelines are the safest way to move energy resources like the crude oil, natural gas and other petroleum products Enbridge transports. We are committed to the safe and reliable operation of our pipelines in your community. Every year, our company invests in the latest technology and training to meet the high environmental and safety standards expected by those who live and work near our pipelines.

### Damage Prevention Program

Enbridge maintains a Damage Prevention Program in accordance with state and federal guidelines. The purpose of this program is to prevent damage to our pipeline facilities from excavation activities such as digging, trenching, blasting, boring, tunneling, backfilling or other activities such as heavy equipment crossing, storage on the right-of-way (ROW), etc. The Damage Prevention Program also monitors the depth of cover over our pipelines and conducts regular patrols of our ROW to monitor for unauthorized activities.

To learn more about our Damage Prevention Program, visit **[enbridge.com/damageprevention](https://enbridge.com/damageprevention)**.

# Make the call or click before you dig



**Risk:** Failure to dig safely can endanger yourself, emergency responders and your community. Safe digging practices can save your life.

If you see someone digging or disturbing the soil and there are no flags or marks on the ground, please call Enbridge's 24-hour emergency number. When planning a digging project, one should not rely on word-of-mouth, maps, memory or pipeline markers.

Please make coworkers aware that they need to make a locate request by following the steps listed below.

## One-Call requirements



At least two to three business days before your project—any time you are disturbing the soil—(depending on state law), call **811** or visit **clickbeforeyoudig.com**.



The One-Call center representative will provide this information to pipeline operators, such as Enbridge and other companies with buried utilities near the work site, saving you the time and trouble of contacting them individually.



When you call or click, you'll be connected to a representative, who will ask you to provide important details about your project, such as the type of work you'll be doing, where you'll be doing it and when your project is expected to begin.



Within a few days, professional locators will come to your location and mark underground utility lines—including pipelines (marked with yellow flags or paint)—so you can work around them, saving yourself from possible injury or property damage.

### I'm not digging that deep. Why bother calling 811 or using clickbeforeyoudig.com?

The depth of pipelines and other utilities can change over time due to erosion, shifting soils or other factors.

### There are no markers where I will be digging, so I don't need to call 811 or use clickbeforeyoudig.com.

Markers, including those for pipelines, are meant to provide an approximate location and may not always be present.

### 811 and clickbeforeyoudig.com are only for digging.

811 and clickbeforeyoudig.com are used for all earth-moving activities including (but not limited to) drain tiling, grading, site excavation, fence building and road construction.

### This land has been in my family for generations, I know where everything is located.

Making assumptions about the location of pipelines and other utilities is risky and could result in serious safety issues.

# Know what's below

## Pipeline ROW and pipeline location

A pipeline follows a narrow, clear stretch of land, called a ROW, which allows our employees and contractors to access the pipeline for inspections, maintenance, testing and emergencies. The ROW is not designed to function as a road, as heavy vehicles and equipment can damage the pipelines below.

For your safety and to protect the pipeline:

- The pipeline marker displays the operator's name, the product transported and an emergency phone number.
- Federal law prohibits removing, relocating or damaging pipeline markers.
- The approximate location of a pipeline may be determined by a pipeline marker. However, markers should not be used to give exact locations and are not an alternative to calling **811** or visiting **clickbeforeyoudig.com**.
- The ROW must remain clear to allow access for proper inspections, maintenance or in case of an emergency. Encroachments of the ROW such as structures, stockpiles, stored equipment and burn piles must have the company's written consent. Pipelines are patrolled from the air and the ground and obstructions can prevent proper inspections.

- Fences, roads, driveways and trees are generally prohibited within the ROW; written permission is required before planting any trees or shrubs.
- Choose a location other than the ROW as your muster point or meeting place when developing your emergency plans for your work site.
- Report any Enbridge pipelines exposed by erosion or other causes to our 24-hour emergency number for your area.



Vent  
marker



Line  
marker



Aerial  
marker

**Marker appearance may vary in your area.**

## Important information

### Developers

Please look for pipeline markers, consult with your local planning and zoning department and use any other tools available to identify pipelines in the vicinity of the property during the planning process. If an Enbridge pipeline exists on the property, please consult with us. Together we can determine whether there is adequate ROW access, whether there are alternative uses for the ROW, what the evacuation routes might be in the unlikely event of an emergency and how we can work together to prevent pipeline damage during construction.

For more information on developing properties near pipelines, please visit the Pipelines and Informed Planning Alliance's (PIPA) webpage at **phmsa.dot.gov**.

### Marine operators

Be sure to account for underwater pipelines when conducting activity in or on water.

Dredging or anchoring near pipelines can expose them or damage the pipeline or its coating. Pipelines traversing waterways often can be identified by looking to the banks of the waterway for pipeline markers or signs warning against anchoring and dredging.

### Underground utility operators and contractors

Please contact Enbridge during the planning phase of your project for construction specifics and permitting.

### Farmers and ranchers

You should always call **811** or visit **clickbeforeyoudig.com** before any soil disturbing activities that include, but are not limited to, deep tilling, ditching, soil ripping, grading, installing drain tile and constructing fences.

You should also be aware that heavy rains, floods and droughts can affect the soil above buried pipelines.

# Know what's near you

## Above ground facilities

While most Enbridge pipelines are buried underground, our system also includes additional facilities such as compressor stations, metering stations and natural gas storage. It's important that you know what to expect as part of the normal operations at these facilities.

If you notice any suspicious activity or an abnormal odor near one of our above ground facilities, call 911 immediately, then call Enbridge's 24-hour emergency number for your area.








## Keeping pipelines safe

The objective of Enbridge's Integrity Management Program is to improve pipeline safety through a systematic approach involving data gathering, risk assessment, integrity assessments, prevention and mitigation.

The U.S. Department of Transportation has developed specific High Consequence Area (HCA) and Moderate Consequence Area (MCA) regulations for the operations and maintenance of pipelines. These regulations are more rigorous than those for non-HCA or non-MCA locations and focus integrity management activities on populated areas and areas where it would be difficult to evacuate people.

## Our safety measures

Safety is, and always will be, our number one priority. Our team devotes significant time every year to keeping our systems running smoothly and without incident. We invest heavily in safety measures, including:

-  Inspection and preventative maintenance programs
-  Around-the-clock monitoring of pipelines and facilities
-  Emergency response training and drills for employees and local emergency responders
-  Pressure tests on new and existing pipelines
-  Aerial and ground patrols along the pipeline ROW
-  Automatic shut-off and remote-control valves
-  High-quality pipeline materials and protective coatings

Enbridge has enhanced safety measures for pipelines that cross bodies of water and highly populated or environmentally sensitive areas.

To read more about our pipeline safety efforts, visit [enbridge.com/safety](https://enbridge.com/safety).

Facility and purpose	Normal operations
<b>Compressor stations</b> move natural gas through the pipeline at a consistent pressure.	Each station has built-in safety features that detect problems and automatically shut down equipment. During normal operations, no significant odors should be detected.
<b>Metering stations</b> measure and <b>valve sites</b> control the flow of products through the pipeline.	No significant odors should be detected during normal operations.
<b>Natural gas storage</b> helps balance supply and demand for natural gas. During periods when the need for natural gas is not as high, natural gas supplies are stored. When consumer demand increases, the supplies are put back into the interstate pipeline network for delivery.	Each facility has built-in safety features that detect problems and automatically shut down equipment. During normal operations, no significant odors should be detected.

# Crossing or traversing the ROW

If any of your activities will encroach or cross an Enbridge pipeline/ROW or involve ground disturbance within the ROW, Enbridge should be contacted for an assessment and consent. Visit [enbridge.com/crossings](https://enbridge.com/crossings) prior to planning any construction activity. Always notify a pipeline representative before beginning any construction activity in the vicinity of a pipeline ROW.

Some examples of such activities across, over, on, along or under an Enbridge asset and/or ROW include:

- Construction or installation of a new facility
- Operation or movement of vehicles, mobile equipment or machinery, outside of the traveled portion of a highway or public road
- Subdivision development
- Installation of agricultural drainage tile
- Overhead power lines that cross or parallel the specified area
- Maintenance of existing applicant facilities

All metallic foreign lines need to be assessed for potential impact on our corrosion control.

Enbridge should also be notified of blasting activities within 985 ft of an Enbridge pipeline ROW.

In addition to having your proposed activity assessed, we also have construction guidelines for you to follow when working around or near our ROW. Below are some general guidelines, however there may be more job-specific construction guidelines that our representative will provide you prior to beginning your work.

- 1** Once written consent is obtained, we require at least three working days' notice prior to the commencement of any work or excavation over or near our pipeline ROW so that we may field-locate our pipelines. No excavation, crossing, backfilling or construction operations shall be performed without the presence of a company representative who is authorized to stop any work that is being performed in an unsafe manner.
- 2** No building, structure or obstruction should be erected within the pipeline ROW. If you have questions related to the width of the pipeline ROW, just ask and we'll be happy to share that information with you.
- 3** A company representative must give written approval for heavy equipment to cross pipelines at any location.
- 4** Excavation within the pipeline ROW must be performed in accordance with company-approved procedures.
- 5** In addition to complying with the above requirements, you must follow all state and/or local laws and regulations including applicable One-Call requirements. To learn more, visit [clickbeforeyoudig.com](https://clickbeforeyoudig.com) or dial **811**.

## Crossing during an emergency:

If a crossing is required while responding to an emergency, please call Enbridge's emergency number before crossing the ROW.

## Non-emergency crossings:

If you are planning work on the ROW, such as building a fence, deep tilling, digging a ditch, operating equipment or have crossings-related inquiries, please email [crossingsus@enbridge.com](mailto:crossingsus@enbridge.com).

For more information, visit [enbridge.com/crossings](https://enbridge.com/crossings).

# Critical safety information



**Risk:** Ignoring the critical safety information below could create additional hazards for the public, responders and the environment.

## Recognizing a pipeline leak

In the unlikely event of a pipeline leak, one or any combination of the items listed below can typically help you recognize a leak.



### You might see:

- Dirt being blown or appearing to be thrown into the air
- Flames, if gas is ignited
- A white vapor stream or mist-like cloud
- Unexpected frost buildup on the ground
- Dead or dying vegetation in an otherwise green area
- Continuous bubbling in wet areas or at a pond, creek or river



### You might hear:

- An unusual roaring, blowing, hissing or loud whistling sound



### You might smell:

- Odorized pipelines: An unusual sulfur or rotten egg odor
- Unodorized pipelines: A slight smell similar to diesel fuel or oil

## Hazards associated with a natural gas pipeline leak or rupture



Dizziness or suffocation if a leak occurs in a confined space



Ignition/fire if an ignition source is present during a leak, which may result in burns



Potential explosion if the natural gas is mixed with air



Projectiles ejected by the force of escaping gas

## In the unlikely event of a pipeline leak



Do not touch any liquid or vapor that may have come from the pipeline.



Do not drive into the area.



Do not remain in a building if the smell is stronger inside than outside.



Do not turn on or off anything that may create a spark—including cell phones, telephones, two-way radios, light switches, vehicle alarms, vehicle keyless entry systems and flashlights—until you are in a safe location.



Do not light a match and avoid open flames.



Do not attempt to extinguish a natural gas fire.



Do not open or close any pipeline valves; leave all valve operations to pipeline company personnel.

## What happens next?

Public safety will be the top priority as NEXUS, contractors and local emergency responders work together to evaluate and respond to a pipeline leak. Local public safety officials will determine whether residents should evacuate or shelter in place.

## Steps for a safe response

If you are in immediate danger, damage the pipeline (including coming into contact with the pipeline coating) or observe or suspect a leak—even if you are uncertain of the severity—take the following steps:

**1**

Abandon any equipment being used in or near the area, moving upwind of the product release.

**2**

Warn others to stay away.

**3**

**Call 911.**

**4**

Call the toll-free, 24-hour NEXUS emergency number for your area:  
**1-855-329-1781.**

**5**

Follow instructions given to you by local emergency responders and NEXUS.





**24-hour emergency number:**  
**1-855-329-1781**



PO Box 3151  
Wichita, KS 67201



Presort Std  
U.S. Postage  
**PAID**  
Wichita, KS  
Permit No. 504

If you have a non-emergency question regarding Enbridge's Damage Prevention Program, Integrity Management Program or operations in your area, you can call Public Awareness at **1-888-293-7867** or visit **[enbridge.com/uspublicawareness](http://enbridge.com/uspublicawareness)**.



**Land and ROW hotline**  
**1-888-217-9110**



**Email**  
[uspublicawareness@enbridge.com](mailto:uspublicawareness@enbridge.com)



**Website**  
[nexusgastransmission.com](http://nexusgastransmission.com)



**Facebook**  
[facebook.com/enbridge](http://facebook.com/enbridge)



**This brochure covers all NEXUS owned and/or operated assets including Generation Pipeline, LLC.**

#### **Alternative language**

If you prefer to have the information in this brochure provided in a language other than English, please contact us at the above email

**You can find out where pipelines are in your area by going to the National Pipeline Mapping System website at [npms.phmsa.dot.gov](http://npms.phmsa.dot.gov) or by contacting one of our representatives at 1-888-293-7867.**